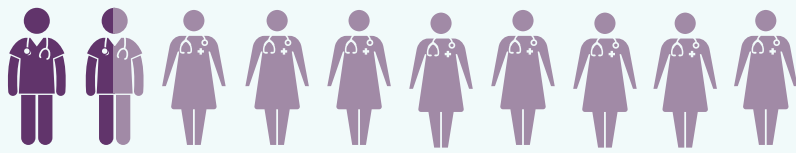


TAKING A CLOSER LOOK AT

Oregon's Nursing Workforce

The estimated number of registered nurses (RNs) currently work in Oregon:

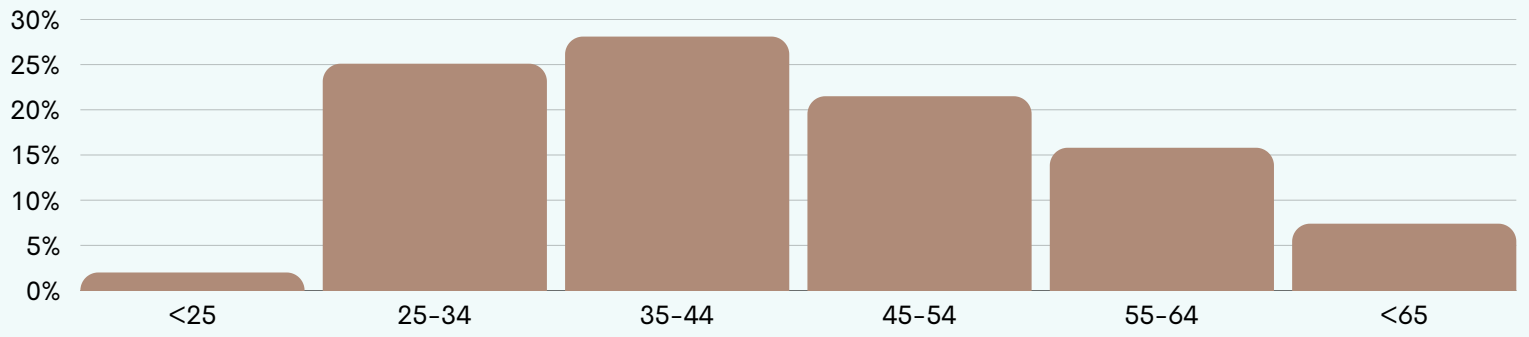
56,200



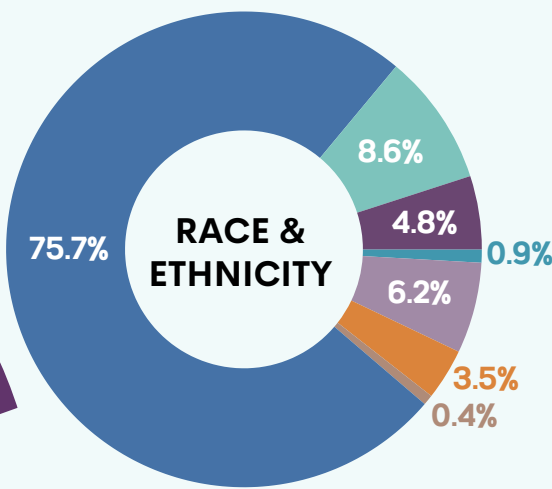
Approximately 14% of the registered nurse workforce in Oregon is male.

This is higher than the 11% U.S. national average, according to the National Council of State Boards of Nursing 2022 National Nursing Workforce Survey.

The median age of an Oregon nurse is 42. More than 50% of Oregon's nurses are between the ages of 20 and 43.



Approximately 76% of Oregon's nurses identifies as white.



- Hispanic
- Asian
- Black
- White
- Mixed or Other Race
- Native American and Alaskan
- Hawaiian and Pacific Islander

About 62% of Oregon nurses hold a baccalaureate degree as their highest education.

27.0%
Associates Degree

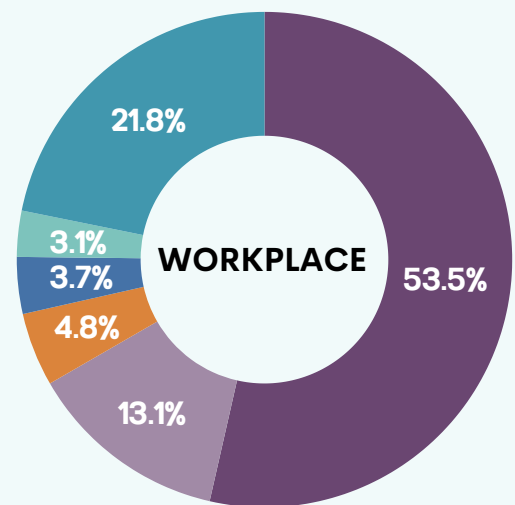


61.7%
Bachelors Degree



More than half of Oregon's nurses work in acute care, and about 22% in a wide variety of settings.

- Hospitals/Acute Care
- Insurance Claims/Benefits
- Office or Clinic
- Outpatient Surgical Clinic
- Home Health/Hospice
- All Other Settings



Nursing makes up the largest sector of the healthcare workforce in Oregon:

Nurse to Physician Ratio: 3:1

Nurse to Physical Therapist Ratio: 11:1

Nurse to Dentist Ratio: 17:1

Nurse to Physician Associate Ratio: 21:1