

# Working as a Nurse in Oregon

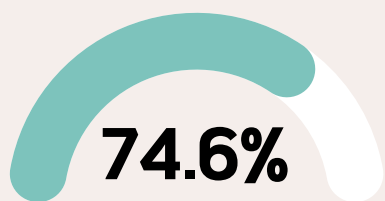


The estimated number of registered nurses (RNs) work in Oregon right now:


# 56,200

By 2032, Oregon is expected to have more than 29,000 RN job openings.

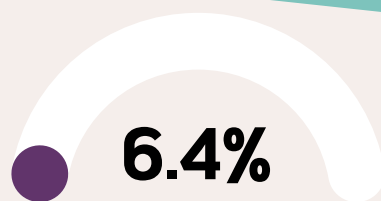
Most people who serve in nursing roles work full-time and are employed as nurses:



Nurses working in full-time roles

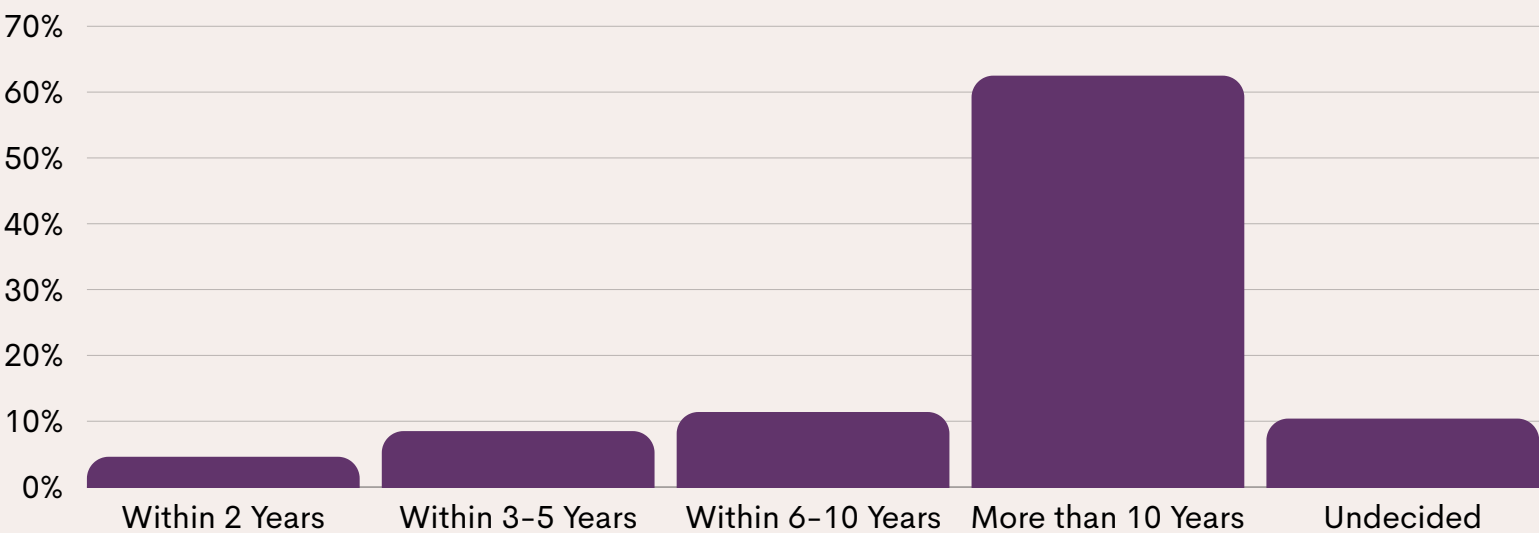


Nurses working in part-time roles.



Nurses working in PRN roles.

## When do Oregon's registered nurses plan to retire?



## How much do nursing professionals make in Oregon?

*\*Based on the median wage of all license types*

| License Type | Hourly   | Annual       |
|--------------|----------|--------------|
| CNA          | \$20.78  | \$43,222.40  |
| LPN          | \$32.44  | \$67,475.20  |
| RN           | \$53.26  | \$110,780.80 |
| NP           | \$66.01  | \$137,300.80 |
| CRNA         | \$109.01 | \$226,740.80 |



**NOTE:** Employment figures only include persons in nursing roles, such as assessing patient health problems and needs, developing and implementing nursing care plans, maintaining medical records, and administering nursing care to ill, injured, convalescent, or disabled patients. These people may advise patients on health maintenance and disease prevention or provide case management. Licensing or registration is required. Licensed nurses in other roles (e.g., education, administration, etc.) are omitted.

This information was compiled and produced by the Oregon Center for Nursing. Sources include the Oregon Health Authority's Public Use Nursing Workforce Datafile, Oregon Employment Department's Occupational Employment Projections, and 2023 Oregon Wage Information.

Infographic © 2023-2024, Oregon Center for Nursing. Use and resharing of this infographic is permitted with appropriate credit. Reproduction is prohibited. Visit [oregoncenterfornursing.org](http://oregoncenterfornursing.org) for more information.